

KRISHNASAMY COLLEGE OF SCIENCE, ARTS & MANAGEMENT FOR WOMEN

S.KUMARAPURAM, CUDDALORE-9.



DEPARTMENT OF COMPUTER SCIENCE

&

DEPARTMENT ACTIVITY

2020 – 2021

ACTIVITY -I

DATE	:	31.08.2020
TOPIC	:	UG Inaugural Function
CHIEF GUEST	:	Dr.K.Rajendran, M.S., F.I.C.S., F.A.I.S., Thiru.N.Vijayakumar, B.A., B.L., Dr.(Mrs.) G.Nirmala, M.Sc.,M.Phil.,Ph.D
PARTICIPATION	:	I year UG student and parents
TIME	:	10.30 a.m.

MINUTES:

- ❖ With the presence of our most respectable Chairman, Secretary, Principal, HODs, staff members along with the UG I year students and their parents, inaugural function begins with prayer song at 10.30a.m.
- ❖ Principal delivered the welcome address and wishes the I Year UG students.
- ❖ Then, Secretary gave his energetic speech to all the youngsters joined here.
- ❖ Chairman takes over the presidential address and shared his valuable thoughts and ideas to the students.
- ❖ Then, all the Heads of the department introduced themselves and wishes them.
- ❖ Willing students and parents shared their views in joining our institution.
- ❖ Followed by students and parent's feedback, function ends with national anthem.

ACTIVITY - II

DATE : 31.08.2020 – 04.09.2020
TOPIC : Bridge Course
CLASS : I – B.Sc Computer science

BRIDGE COURSE TIME TABLE - 2020 - 2021

PG AND RESEARCH DEPARTMENT OF COMPUTER SCIENCE

DATE / HOURS	1	2	3	4	5
31.08.20	Inaugural function			About the Rules of the College	Library
02.09.20	Basics of Computer	Fun with maths	Anti Ragging Awareness	Values of Relationship	Letter writing
03.09.20	Computer Short- Cut Keys	Smart Class		Letter writing in Tamil	General Counselling
04.09.20	Internet Concepts	NAAC Awareness	Digital Conversion	Personality Development	Soft Skill
05.09.20	Course Outcomes	About Curriculum	Communication Skill	Skill Development Activity	Un Vazhkai Un Kaiyil

MINUTES :

- ❖ After the inaugural function, bridge course started for the I year UG students.
Course held for I week.
- ❖ During Day1, the class started with self introduction of the students & by rules & regulations explained to the students by HOD.
- ❖ Rules and Regulations about the library were explained to the students by the librarian
- ❖ During the second day, Basics of computers with maths were explained to the students by the concern staff members.
- ❖ Anti ragging awareness of the college & skills were discussed by the staff members to the students
- ❖ Day three, smart class various health tips, goods & bads of mobile phones & awareness about various additions are displayed.
- ❖ Shortcut keys were discussed to the students.
- ❖ Day four Short film was displayed to the students regarding social and NAAC awareness.
- ❖ Day five started with explaining activities to be done inside the campus & effective discussions held about various competitive examinations by the staff faculty..
- ❖ Finally, Un Vazhkai Un Kaiyil were discussed to the students.
- ❖ No doubt bridge course, bring a big energy & motivation for the fresher's joined here

ACTIVITY -III

DATE : 07.08.2020
TOPIC : Google Meet Awareness Programme



The screenshot shows a mobile notification for a Google Meet event. At the top, the status bar displays 'Airtel VoLTE' and the time '15:00'. The notification itself has a blue header with a close button (X) on the left and a lock icon on the right. The main text reads 'II MSC MEET' followed by 'Friday, 7 Aug 2020 • 19:00 – 19:30'. Below this is a grey button with the Google Meet logo and the text 'Join with Google Meet' and the URL 'meet.google.com/uff-dtwv-nue'. At the bottom, there is a bell icon and the text '30 minutes before'.

MINUTES:

How to start a video meeting













1. Create a new meeting. To create a new video meeting, log in to your existing Google Account or sign up for free.
2. Invite others to your online meeting. Send a link or meeting code to anyone you want to join the meeting. ...
3. Join a meeting.

ACTIVITY -IV













DATE : 25.08.2020

TOPIC : Google Classroom Awareness Programme

13:58 10 points 59%

Instructions		Student work	
1	Handed in	1	Assigned
		10	Marked
<input type="checkbox"/>	Handed in		
<input type="checkbox"/>	 jeeva s	10/10	Done late
<input type="checkbox"/>	Assigned		
<input type="checkbox"/>	 pavithra deva	Missing	
<input type="checkbox"/>	Marked		
<input type="checkbox"/>	 Jeeva Sankar	10/10	
<input type="checkbox"/>	 Kaviya ganesan	10/10	
<input type="checkbox"/>	 Sangeetha Geetha	10/10	
<input type="checkbox"/>	 Selvaraj Bojan	10/10	
<input type="checkbox"/>	 Vinothini Natarajan	10/10	
<input type="checkbox"/>	 dharani 128sd	10/10	
<input type="checkbox"/>	 ramyaraj ramyaraj	10/10	
<input type="checkbox"/>	 sabitha devi	10/10	
<input type="checkbox"/>	 santhiya sk	10/10	
<input type="checkbox"/>	 vinothini mayavan	10/10	

13:53 100 points 59%

Instructions		Student work	
6	Handed in	6	Assigned
<input type="checkbox"/>	Handed in		
<input type="checkbox"/>	 Jeeva Sankar	Handed in	
<input type="checkbox"/>	 Vinothini Natarajan	Handed in	
<input type="checkbox"/>	 dharani 128sd	Handed in	
<input type="checkbox"/>	 jeeva s	Handed in	Done late
<input type="checkbox"/>	 ramyaraj ramyaraj	Handed in	
<input type="checkbox"/>	 santhiya sk	Handed in	Done late
<input type="checkbox"/>	Assigned		
<input type="checkbox"/>	 Kaviya ganesan	Missing	
<input type="checkbox"/>	 Sangeetha Geetha	Missing	
<input type="checkbox"/>	 Selvaraj Bojan	Missing	
<input type="checkbox"/>	 pavithra deva	Missing	
<input type="checkbox"/>	 sabitha devi	Missing	
<input type="checkbox"/>	 vinothini mayavan	Missing	

MINUTES:

Join with a class code

- 1. Go to classroom.google.com & click Sign In.**
- 2. Sign in with your Google Account. ...**
- 3. Make sure to sign in with the correct account. ...**
- 4. At the top, click Join class .**
- 5. Enter the class code from your teacher and click Join.**

In the Students section you can view all the students in your class. You can either add students to your class manually, or they can join your class on their own using their own Google account. When you create a class, Google Classroom provides you with a class code located on the left side of the screen. Share that class code with the students you want to join that class. From their computers, laptops, or Chrome books, students log into their Google accounts and use the class code to join.

Within the Student section you can also determine if your students are allowed to comment on the questions, announcements, and assignments you create or if they can only post In the Stream section you'll find the assignments, announcements, and questions that you create. This is the section in which you'll spend most of your time after your classes are set up

Assignments are a great way to collect student work and provide your students with feedback and grades. When you create an assignment you can provide specific instructions for that assignment, a due date, and a topic. If you include a due date for the assignment, students will have until 11:59 PM on the date to submit their work for that assignment. If they submit the work late, Google Classroom still accepts the assignment, but indicates that it was turned in late.

One of the best features of the Google Classroom Assignments is that you can add files to the assignments you create. You can add a file from your computer, a file from Google Drive, a YouTube video, or a link to a Website

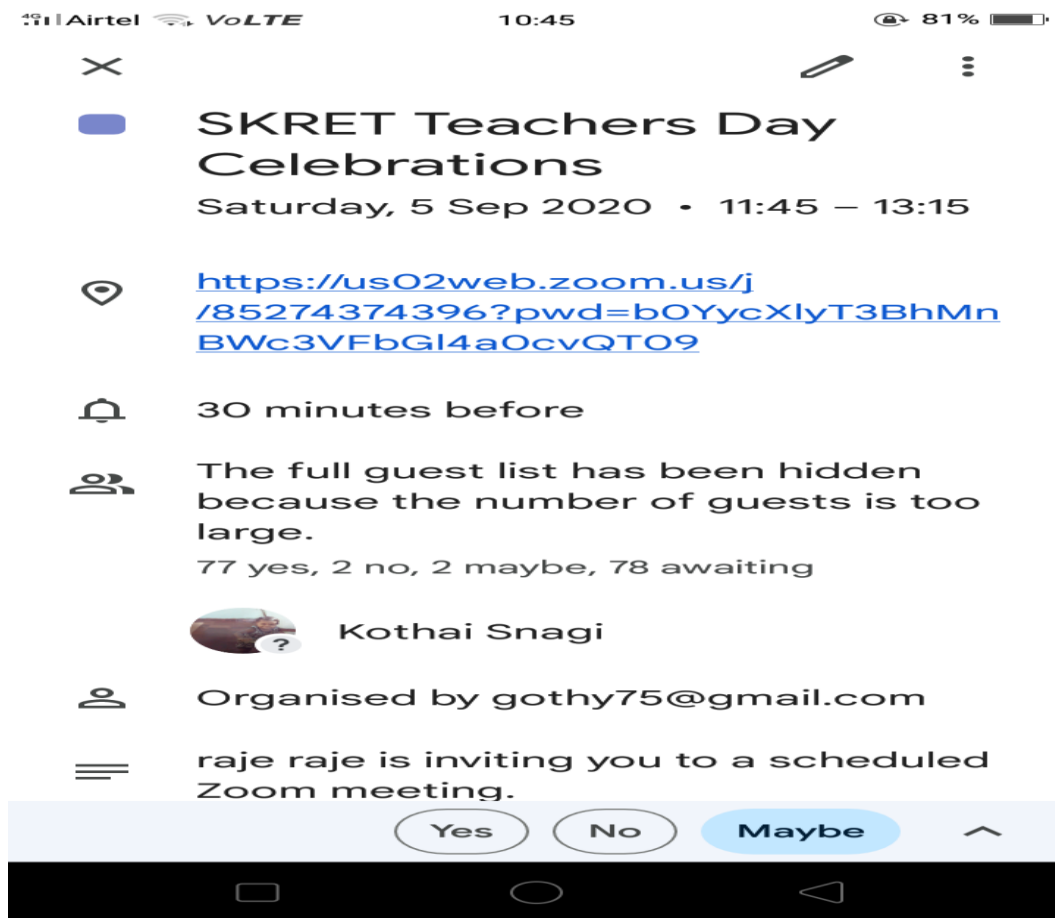
Students can submit any type of file to your Classroom, not just Google Docs. Not only can students submit their completed work as files, you can open them directly from Classroom and grade them right there. You can open files submitted to your Classroom as long as your computer has an Internet connection and the software needed to open the file

Conclusion:

Everything in Google classroom make easier for both students and teachers.

ACTIVITY -V

DATE : 05.09.2020
TOPIC : Teachers Day Celebrations



MINUTES:


- Teachers day was celebrated on 5th September .
- With the presence of our most respectable Chairman, Principal, HODs, staff members of kcsam,kcet,kmpt were joined the hands in the zoom meet.
- Teachers Day is a special day for the appreciation of the teachers..
- Staff members from various departments were cheerfully expressed their love & respect towards teaching profession through poems, dances, drama & speech.
- Program ends with vote of thanks by Principal.
- All the staff members were enjoyed the program.

ACTIVITY -VI

DATE : 24.10.2020

TOPIC : Aayudha Pooja

VENUE : Computer Lab



MINUTES:

- Aayudha Poojai was Celebrated in our department on 24.10.2020
- Sweets were distributed to all the staff members.

ACTIVITY -VII

DATE : 30.10.2020
TOPIC : Corona Awareness Program
CONDUCTED BY : COMPUTER SCIENCE
VENUE : Public People -Cuddalore





MINUTES:

- ❖ Social Distancing awareness given in Cuddalore(Chidambaram)byA.Faliha Zahra– 15 Beneficiaries
- ❖ kabasurakudineer distribution by R.Keerthana – 30 Beneficiaries
- ❖ Sanitizer Distribution cuddalore (Chidambaram)T.D.Ishwarya–35Beneficiaries
- ❖ Streamer Distribution Cuddalore by J.Finoshiya Begum – 10 Beneficiaries
- ❖ Mask Distribution Cuddalore by P.Sujatha – 60 Beneficiaries
- ❖ Tablet Distribution in cuddalore(at vaccination camp)by S.Jayashree– 20 Beneficiaries
- ❖ NGOs help center in cuddalore by A.Alima Bee- 6 Beneficiaries
- ❖ Covid 19 Test lab inCuddalore-R.Keerthana– 8 Beneficiaries

ACTIVITY - VIII

DATE : 11.11.20
TOPIC : JDNET Programme
VENUE : College campus



MINUTES:

- ❖ our department organized jdnet programme
- ❖ Discuss various topic about project
- ❖ How to choose the project & methods
- ❖ Clarify the student doubts

ACTIVITY - IX

DATE : 11.01.2021

TOPIC : Pongal Celebration

CHIEF GUEST : Dr.K.Rajendran, M.S., F.I.C.S., F.A.I.S.,
Dr.(Mrs.) G.Nirmala, M.Sc.,M.Phil.,Ph.D

PARTICIPATION : Student

TIME : 10:00 a.m.

VENUE : I floor seminar hall & Ground Floor

DATE : 11.01.2021





MINUTES:

- ❖ Pongal festival was celebrated in our Campus on 11th January. The programme was initiated by the Principal.
- ❖ The students, staff members and supporting staffs joined the function and thanked the sun God, the farm animals and for the farmers helping in growing the year's production.
- ❖ The colourful rangoli were presented by our students.
- ❖ Our respected Chairman, Secretary, Administrative Officer, Manager joined with us and the moments became more enjoyable.
- ❖ Drs(Mrs).Geetha, Mrs.Mahalakshmi and Mrs.Jothi acted as a juries for Rangoli competition.
- ❖ Our Physical Director Ms.Siva Brinda Organised the function and the entire function was covered by the local television channel.

ACTIVITY - X

DATE	:	21..01.2021
TOPIC	:	National Seminar
CHIEF GUEST	:	Dr.(Mr.) Dr.A.Martin, Mca.,M.Phil.,Ph.D
PARTICIPATION	:	student
TIME	:	10.00 a.m.
VENUE	:	Seminar Hall

Department National Seminar:

Our department organized National Seminar in "What's trending in cloud Computing" on 21.01.2021. The Inauguration ceremony starts with our chairman, Principal and Chief Guest Dr.A.Martin, Assistant Professor, Department of Computer Science, School of Mathematics and C.Sc, Central University of Tamil Nadu, Thiruvarur.



MINUTES:

- ❖ The HOD, Mrs.R.Jothi delivered welcome address.
- ❖ The function was inaugurated by the Principal, Dr.G.Nirmala.
- ❖ The session was effectively taken by the Resource Person Dr.A.Martin.
- ❖ Comparing was done by Mrs.R.Sangeetha Priya, Assistant Professor in Dept. of ComputerApplication. Around 390 participated in the seminar.
- ❖ Mrs.V.Vanitha, Assistant Professor delivered vote of thanks

ACTIVITY - XI

- DATE** : 26.01.2021
- TOPIC** : Republic day Celebration
- CHIEF GUEST** : Dr.K.Rajendran, M.S., F.I.C.S., F.A.I.S.,
Dr.(Mrs.) G.Nirmala, M.Sc.,M.Phil.,Ph.D
- PARTICIPATION** : Student
- TIME** : 8.00 a.m.
- VENUE** : Ground Floor





MINUTES:

The Republic day function was celebrated in our college on behalf of our institution on 26.01.2021 and our students take part in it.

ACTIVITY - XII

DATE : 08..02.2021

TOPIC : PG Inaugural

CHIEF GUEST : Dr.K.Rajendran, M.S., F.I.C.S., F.A.I.S.,

PARTICIPATION : Student

TIME : 9.40 a.m.

VENUE : Seminar Hall



MINUTES:

- ❖ With the presence of our most respectable Chairman, Principal, HODs, staff members along with the PG I year students, inaugural function begins with prayer song at 10.30a.m.
- ❖ Principal delivered the welcome address and wishes the I Year PG students.
- ❖ Chairman takes over the presidential address and shared his valuable thoughts and ideas to the students.
- ❖ Then, all the Heads of the department introduced themselves and wishes them.
- ❖ All the PG students introduced themselves.
- ❖ Willing students shared their views in joining our institution.
- ❖ Finally, the students are asked to go to their respective classrooms after tea break.

ACTIVITY - XIII

DATE	:	05.03.2021
TOPIC	:	Women's Day
CHIEF GUEST	:	Dr. Renu G Boy Varghese
PARTICIPATION	:	Student
TIME	:	9:40 a.m.
VENUE	:	Seminar Hall

International Women's Day Celebration:

Women's day has celebrated in our college on 5th march 2021. Prof. Dr. Renu G Boy Varghese, Director- Principal of Pondicherry Institute of Medical Science, Pondicherry has give the innovative speech to our students.



ACTIVITY - XIV

DATE : 30.03.2021

TOPIC : Placement

PARTICIPATION : Student

TIME : 10:00 a.m.

Student Placement:

Our department students have participated in campus interview (VENPA staffing services) on 30th march 2021. Ten students got their offer letter.



WL: 3990 /21



WELCOME LETTER

Date: 30.03.2021

To,

S. JEEVA H. Sc (CS)

Congratulations. With reference to your application and subsequent interviews you had with us, we are pleased to offer you the position of "Executive - Assembly" in our organization.

This offer is subject to fulfilment of the terms and conditions of the employment, including but not limited to the below:

1. You are required to submit all relevant documents at the time of joining the organization whenever requested. It is understood that our decision to offer you is based on the information given by you in the bio-data/Application Form during the interview you had with us. If at a later stage, it is found that information you had provided is false / incorrect, your services are liable to be terminated at any point of time.
2. You would be following the working hours and any shift timings of the company as per the business requirement and projects allotted. You are agreeing to work on any shift timings including night shift.
3. After On-boarding process & Induction, your employment would be subject to the Terms & Conditions of our companies HR-Policy.
4. You are hereby agreeing to work at / be transferred to any of our units / departments / clients, affiliate entities and subsidiary companies across India.
5. Your Date of Joining will be on 10.04.2021 subject to company on-boarding procedure. If, any changes in DOJ will inform with proper details.
6. Salary Take Home Per Month: **INR 10500**
7. Your employment is subject to the clearance of Document verification.
8. **Accommodation & Food - FREE.**
9. This offer-letter is valid only up-to the given Joining date.

Submit Xerox copies of following documents on the day of Joining:

1. 5 Passport size photographs
2. Educational Qualification Proof - Xerox Copy and Original for verification.
3. Aadhar Card (DD/MM/YYYY) copy and original for verification.

We welcome you to the VENPA family and wishing you for a rewarding career ahead. All the very best..!

Yours Sincerely,
VENPA STAFFING SERVICES INDIA PRIVATE LIMITED,


Authorised signatory
Human Resources

www.venpastaffing.com
9600834724, 7708299290, 044-29592535

ACTIVITY - XV

DATE : 09.04.2021

TOPIC : Career Guidance

PARTICIPATION : Student

TIME : 10.00 a.m.

MINTUES:

- ❖ Our department organized **Career Guidance** program on April 9th 2021 in our college seminar hall for our final year students. Chief Guest- Mrs.R.Vijayalakshmi, HOD, -MCA discussed about the importance of next step into future.

