




# Department of chemistry

RESULT ANALYSIS FOR  
NOV/DEC 2017 AND  
APR/MAY 2018



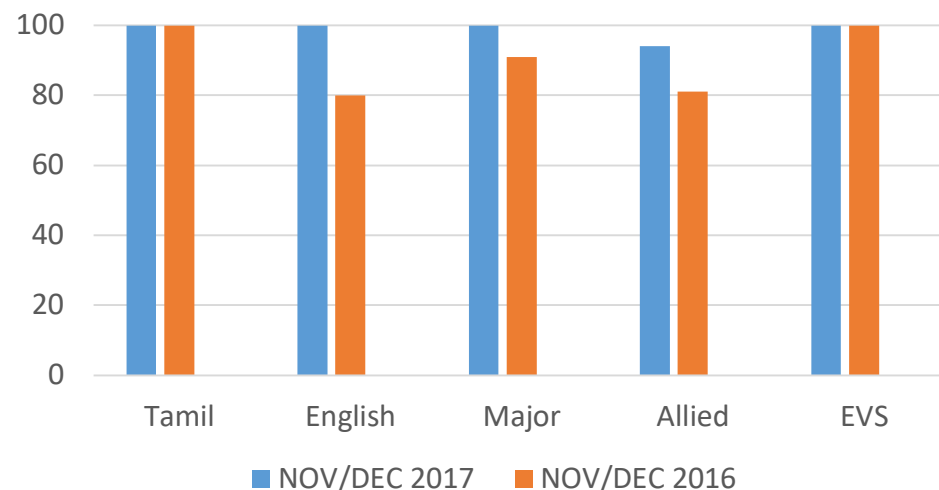
# I B.Sc. Chemistry Result Analysis (2017 – 18)



## II SEMESTER

S. No	subject	Pass% APR/MAY 2018	Pass% APR/MAY 2017
1	Tamil	100	100
2	English	91.6	83
3	Major	88 90(R)	77
4	Allied	100	96
5	V.E	100	100
6	S.S	100	100
7	Major lab	100	100
8	Allied lab	100	100

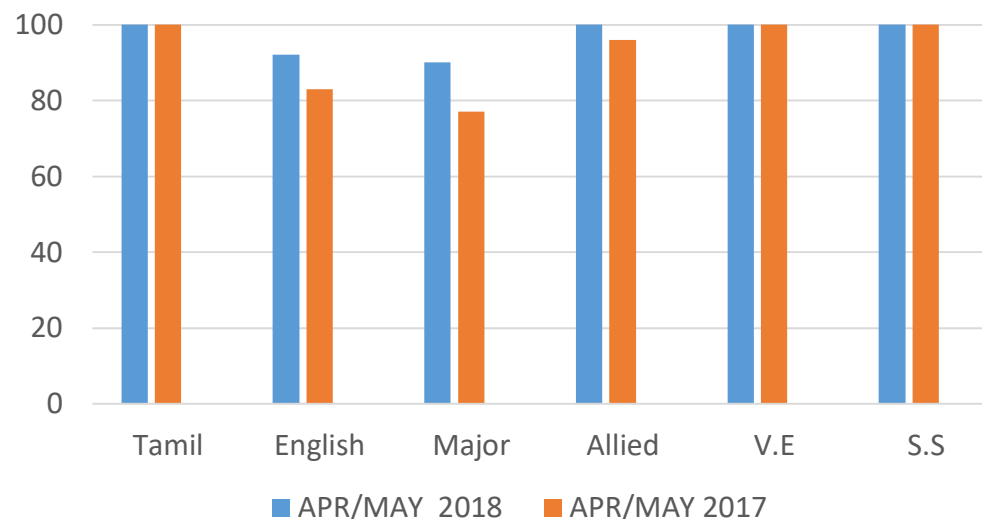
COMPARISON OF RESULT FOR I SEM



## I SEMESTER

S.N o	Subject	Nov/Dec 2017	NOV/Dec 2016
1	Tamil	100	100
2	English	100	80
3	Major	100	91
4	Allied	94	81
5	EVS	100	100

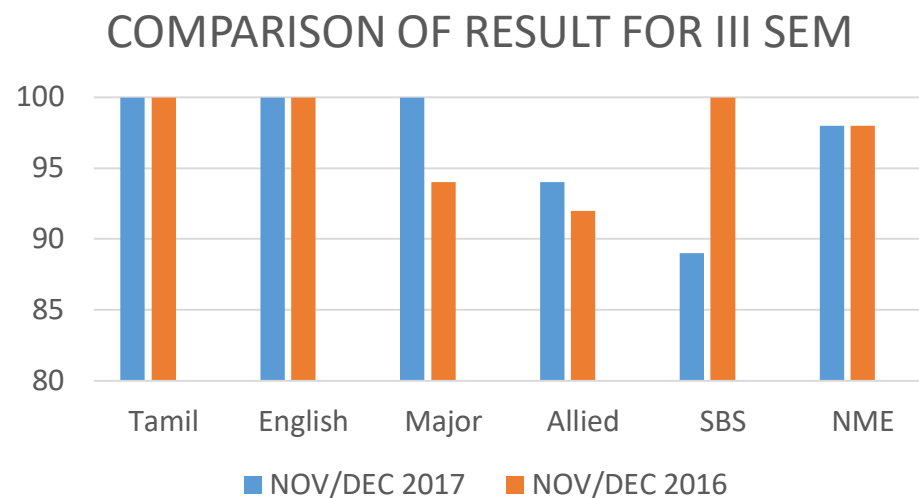
COMPARISON OF RESULT FOR II SEM



# II B.Sc. Chemistry Result Analysis (2017 – 18)

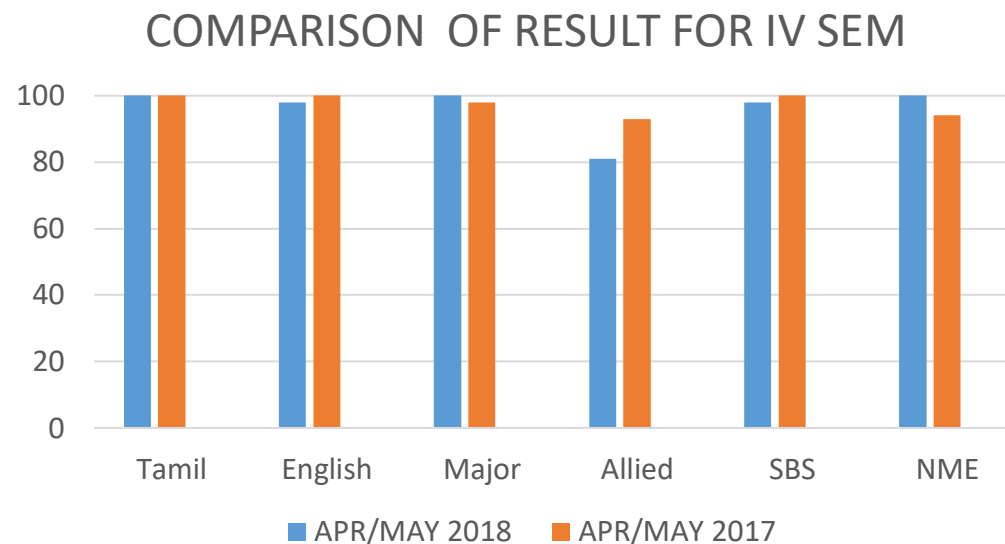
## IV SEMESTER

S. No	subject	APR/MAY 2018	APR/MAY 2017
1	Tamil	100	100
2	English	96 98(R)	100
3	Major	100	98
4	Allied	81	93
5	SBS	98	100
6	NME	100	94
7	Major lab	100	100



## III SEMESTER

S. No	subject	NOV/DEC 2017	NOV/DEC 2016
1	Tamil	100	100
2	English	100	100
3	Major	100	94
4	Allied	94	92
5	SBS	89	100
6	NME	98	98

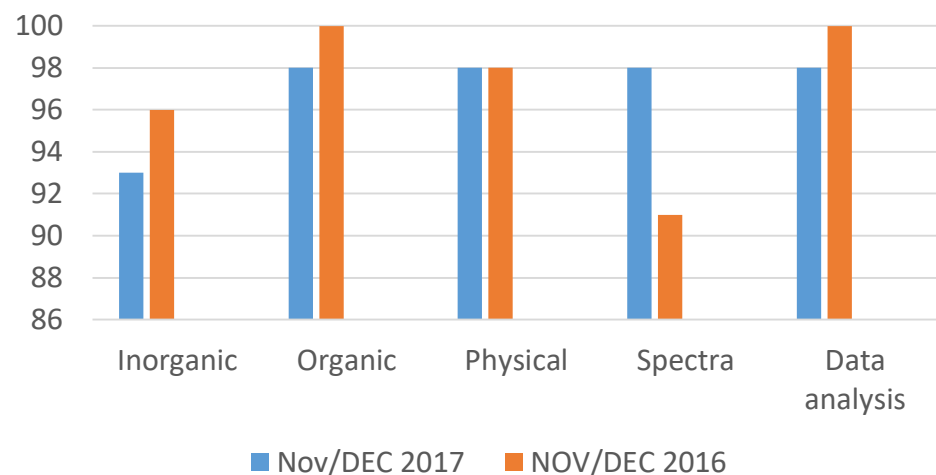


# III B.Sc. Result Analysis (2017 – 18)

## VI SEMESTER

S. No	subject	APR/MAY 2018	APR/MAY 2017
1	Inorganic	98	90
2	Organic	94 96 (R)	92
3	Physical	94	98
4	Pharma	100	98
5	Spectra	94 96 (R)	92
6	Agri& leather	100	100
7	Gravi. lab	100	100
8	Org. lab	100	100

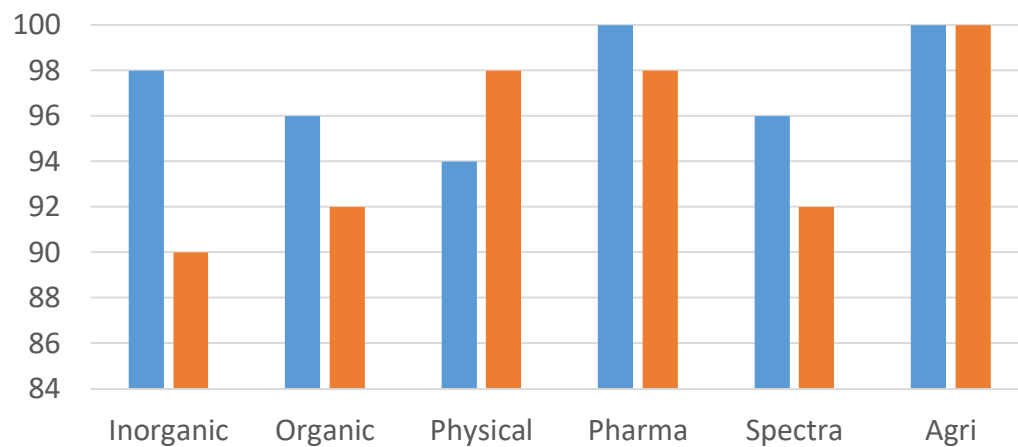
COMPARISON OF RESULT FOR V SEM



## V SEMESTER

s.no	subject	NOV/DEC 2017	NOV/DEC 2016
1	Inorganic	93	96
2	Organic	98	100
3	Physical	98	98
4	Spectra	98	91
5	Data analysis	98	100

COMPARISON OF RESULT FOR VI SEM

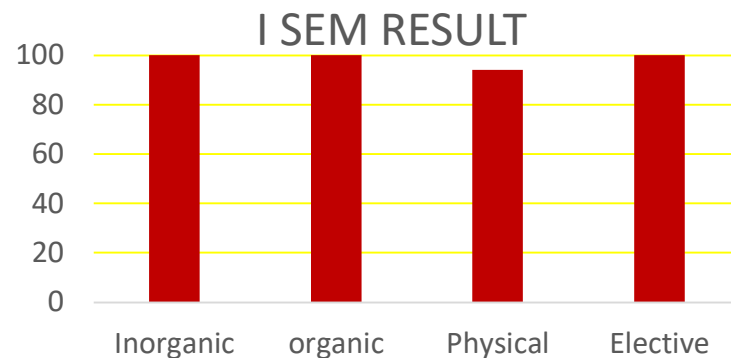




# I M.Sc. Chemistry Result Analysis (2017 – 18)

## I SEMESTER

S.No	subject	NOV/ DEC 2017
1	Inorganic	100
2	Organic	100
3	Physical	94
4	Elective	100



## II SEMESTER

s.no	subject	APR/MAY 2018
1	Inorganic	69
2	Organic	63
3	Physical	38
4	Elective	44
5	HR	100
6	Inorganic lab	100
7	Organic lab	100
8	Physical lab	100

